

ASSEMBLY INSTRUCTIONS

MODEL: GEORGIA SWIVEL BARSTOOL

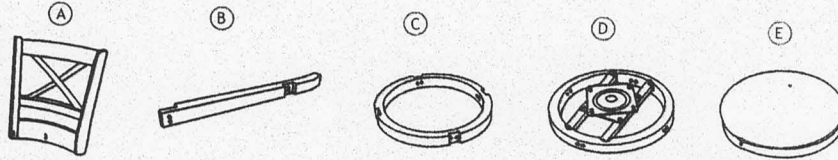
STOP

If you have parts missing, or have questions about assembling the stool, call toll free 877-267-2261, between 8:00am and 5:00pm Central Time, Monday through Friday. We will help you.

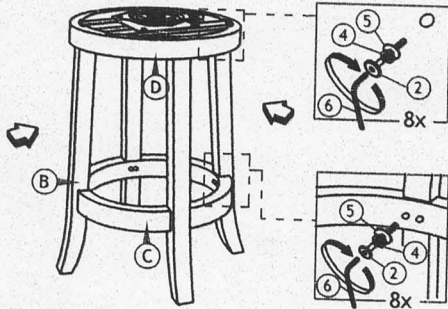
Read this instruction carefully. Refer hardware and furniture parts list for guidance. Be sure all parts are complete, before assembling. Place all wooden furniture part on a clean and flat soft surface to prevent scratches. Refer steps provided as assembling guide.

PART LIST		
ITEM	DESCRIPTION	QTY
A	Backrest	1 PC
B	Chair Leg	4 PCS
C	Footrest	1 PC
D	Apron with swivel plate	1 PC
E	Cushion Seat	1 PC

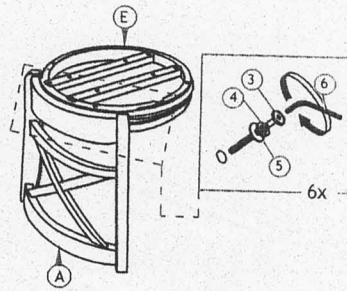
HARDWARE LIST		
ITEM	DESCRIPTION	QTY
1	JCBC Screw M6 x 25MM	4 PCS
2	JCBC Screw M6 x 40MM	16 PCS
3	JCBC Screw M6 x 45MM	6 PCS
4	Spring Washer M6 x 13MM	22 PCS
5	Flat Washer M6 x 16.5	26 PCS
6	Allen Key Small M4 x 110	1 PCS



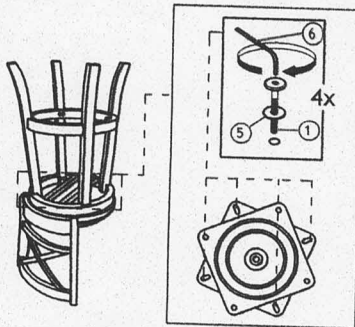
STEP 1



STEP 2



STEP 3



STEP 4



COMPLETED ASSEMBLY